



GDT > 2R-8*8 series

Features

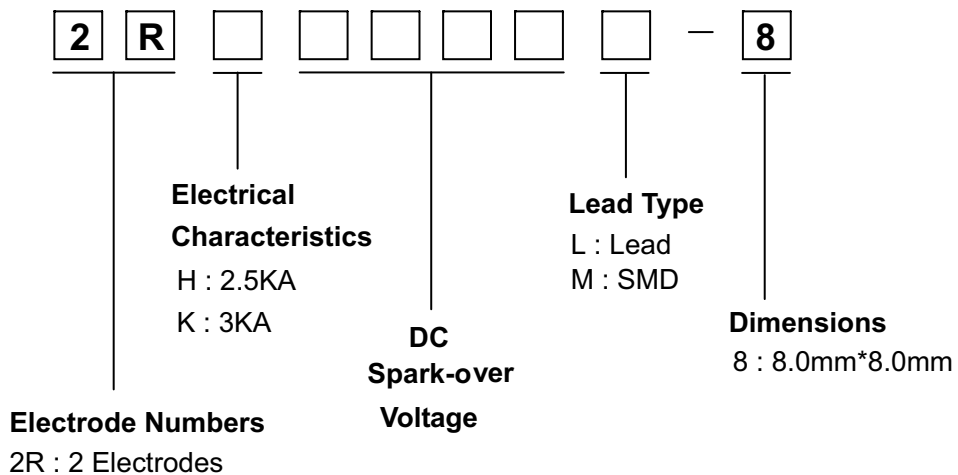
- ◇ Provide ultra-fast response to surge voltage from slow-rising surge of 100V/s to rapid-rising surge of 1KV/μs.
- ◇ Stable breakdown voltage.
- ◇ High insulation resistance.
- ◇ Low capacitance (≤1.5pF).
- ◇ High holdover voltage.
- ◇ Large absorbing transient current capability.
- ◇ Micro-Gap Design
- ◇ SIZE : 8*8mm
- ◇ Storage and operational temperature: -40°C ~ +85°C
- ◇ Meets MSL level 1, per J -STD-020



Application

- ◇ Repeaters, Modems.
- ◇ Telephone Interface, Line cards.
- ◇ Data communication equipment.
- ◇ Line test equipment.

Part Number Code

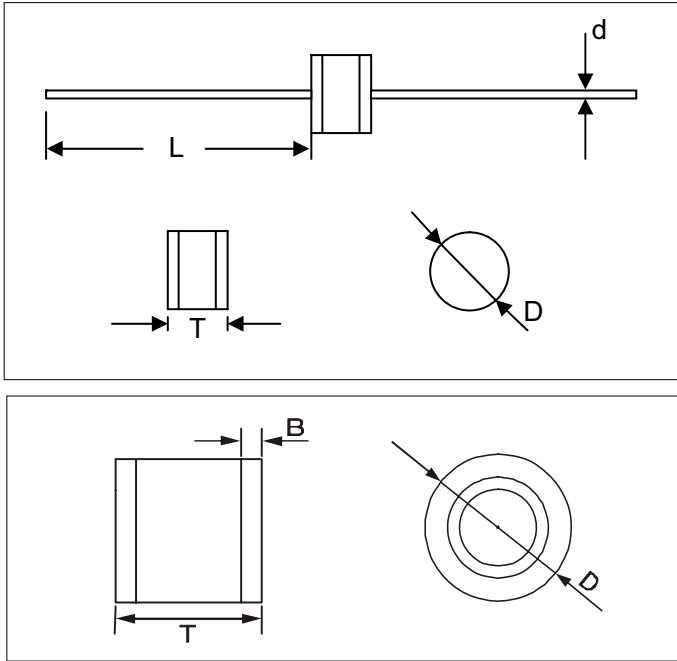




GDT > 2R-8*8 series

Dimensions

unit :mm



Items	Dimension	
	Spec.	Tolerance
D	8.0	+0.3,-0.5
T	8.0	+0.6,-0.1
d	0.8	±0.05
	1.0	±0.05
L	30.0	Max.
D	8.0	+0.3,-0.5
T	8.0	+0.6,-0.1
B	1.1	±0.4

Electrical Characteristic

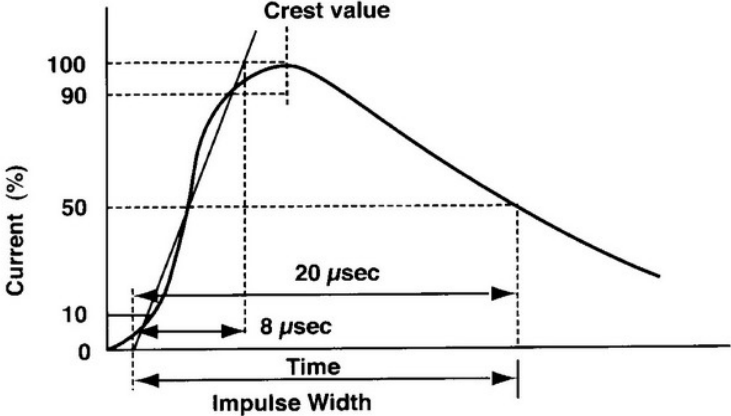
Part Number	DC Spark-over Voltage	Maximum Impulse Breakdown Voltage	Nominal Impulse Discharge Current	Alternating Discharge Current	Impulse Life	Minimum Insulation Resistance		Maximum Capacitance
	100V/s	1000V/μs	8/20μs 10times	50Hz, 1sec	10/1000μs 100A	Test Voltage	(GΩ)	1MHz
	(V)	(V)	(KA)	(A)	(times)	DC(V)		(pF)
2RH1400L-8 2RH1400M-8	1400±20%	2200	2.5	2.5	100	500	1.0	1.5
2RH1600L-8 2RH1600M-8	1600±20%	2400	2.5	2.5	100	500	1.0	1.5
2RH2000L-8 2RH2000M-8	2000±20%	2800	2.5	2.5	100	500	1.0	1.5
2RH2500L-8 2RH2500M-8	2500±20%	3600	2.5	2.5	100	500	1.0	1.5
2RH2700L-8 2RH2700M-8	2700±20%	3800	2.5	2.5	300*	1000	1.0	1.5
2RH3000L-8 2RH3000M-8	3000±20%	4200	2.5	2.5	100	1000	1.0	1.5
2RH3500L-8 2RH3500M-8	3500±20%	5000	2.5	2.5	100	1000	1.0	1.5
2RK2700L-8 2RK2700M-8	2700±20%	3800	3.0	3.0	300*	1000	1.0	1.5
2RK3000L-8 2RK3000M-8	3000±20%	4200	3.0	3.0	300*	1000	1.0	1.5
2RK3500L-8 2RK3500M-8	3500±20%	5000	3.0	3.0	100	1000	1.0	1.5
2RK4000L-8 2RK4000M-8	4000±20%	5500	3.0	3.0	100	1000	1.0	1.5
2RK5000L-8 2RK5000M-8	5000±20%	6400	3.0	3.0	100	1000	1.0	1.5
2RK6000L-8 2RK6000M-8	6000±20%	7800	3.0	3.0	100	1000	1.0	1.5

*Measured with an 8/20μs waveform , 100A



GDT > 2R-8*8 series

Electrical Rating

Item	Test Condition / Description	Requirement
DC Spark-over Voltage	The voltage is measured with a low rate of rise $dv / dt=100V/s$	To meet the specified value
Maximum Impulse Spark-over Voltage	The maximum impulse breakdown voltage is measured with a rise time of $dv / dt=1000V/\mu s$	
Impulse Discharge Current	<p>The maximum current applying a waveform of 8/20μs that can be applied across the terminals of the gas tube without causing the gas tube to change more than $\pm 25\%$ from its initial measured DC breakdown voltage. Dwell time between pulses is 3 minutes.</p> 	
Alternating Discharge Current	<p>Rated RMS value of AC current at 50Hz, 1 sec. 10 times. Intervals: 3min. DC breakdown voltage may not change more than $\pm 25\%$ from its initial measured DC breakdown voltage. $IR > 10^8$ ohms (-20%, +30% for 70 – 90V).</p>	
Insulation Resistance	The resistance of gas tube shall be measured each terminal each other terminal. please see above spec	
Capacitance	<p>The capacitance of gas tube shall be measured each terminal to each other terminal. Test frequency :1MHz</p>	